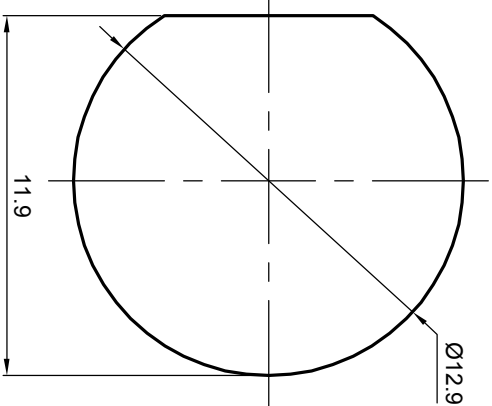


NOTES: (UNLESS OTHERWISE SPECIFIED)

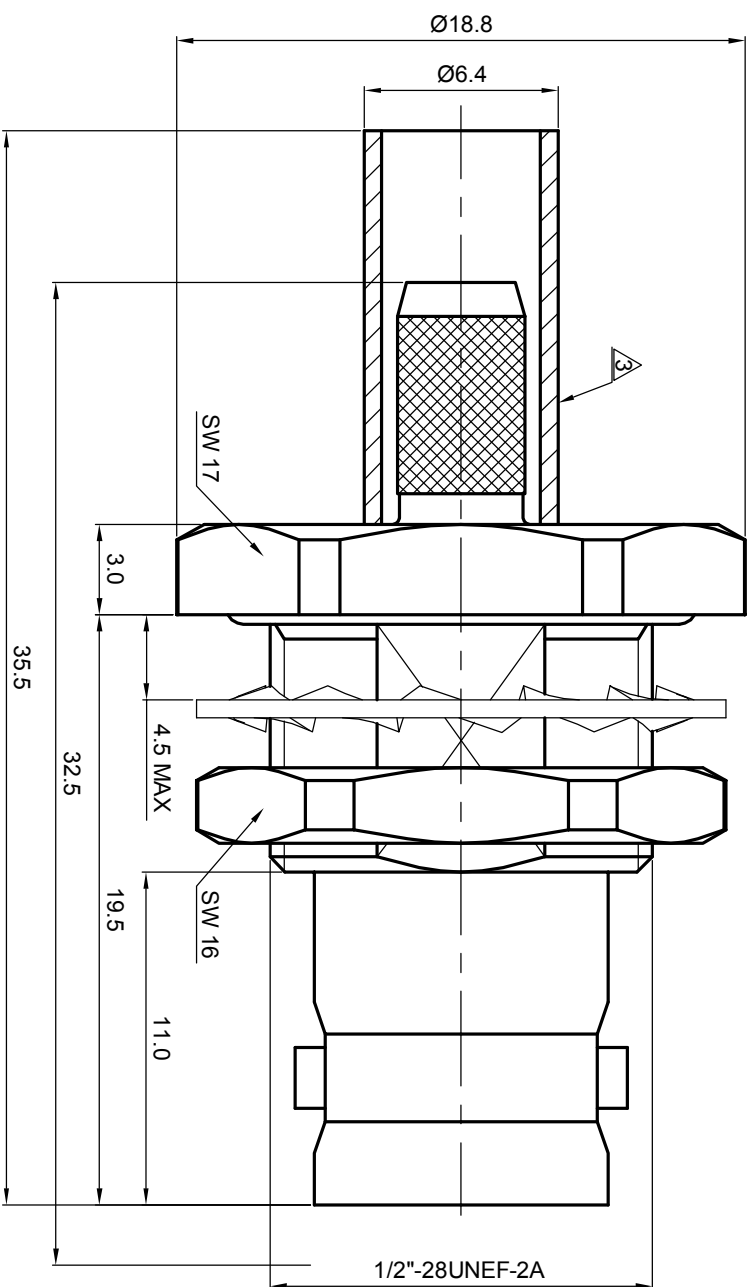
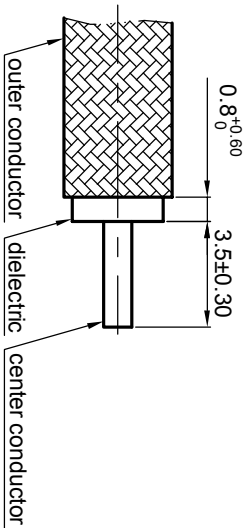
1. Interface comply with IEC 169-8.
2. Part must be packaged to avoid any damaged during transportation.

A After crimping dimension should be AF/SW 5.41.

Recommended
Mounting hole



Recommended cable stripping dims



1.6

REV.	DESCRIPTION	APPROVED	DATE	ECN

MATERIAL		SEE BOM OF DETAILS		TOLERANCES		THIRD ANGLE PROJECTION		TITLE	
SEE BOM OF DETAILS		SEE BOM OF DETAILS		Opface X ±1 1place X ±0.1 2place XX ±0.05 Angle ±5°				Zee-teq BNC, jack, cable	
FINISH		REMOVE BURRS AND SHARP EDGES		Remove burrs and sharp edges 		GENERAL ECCENTRICITY <input checked="" type="checkbox"/> 0.06		DWG NO. 5262.BNC.JSC.08.133	
SEE BOM OF DETAILS		Plating part to be touched by gloves Dimension apply before plating XXX - measuring point for plating		NOTICE: Those drawings and specifications are the property of ZEETEQ CORPORATION and used only for the specify purpose authorised by ZEETEQ		DRAWN BY Billy Lei CHECKED BY APPROVED BY		NAME DATE 1 Jul 08	
SURFACE		VOLUME		SCALE 4:1		DO NOT SCALE DRAWING		SIZE A4 SHEET 1 of 1	