

1

2


3

4

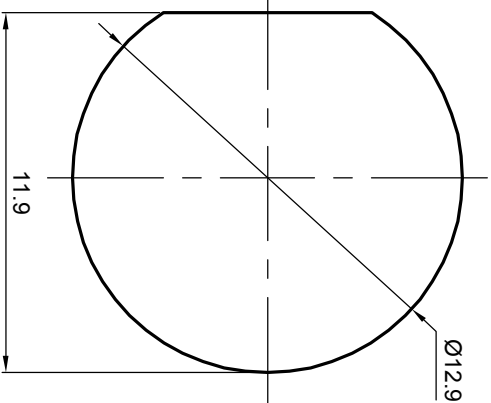
5

6

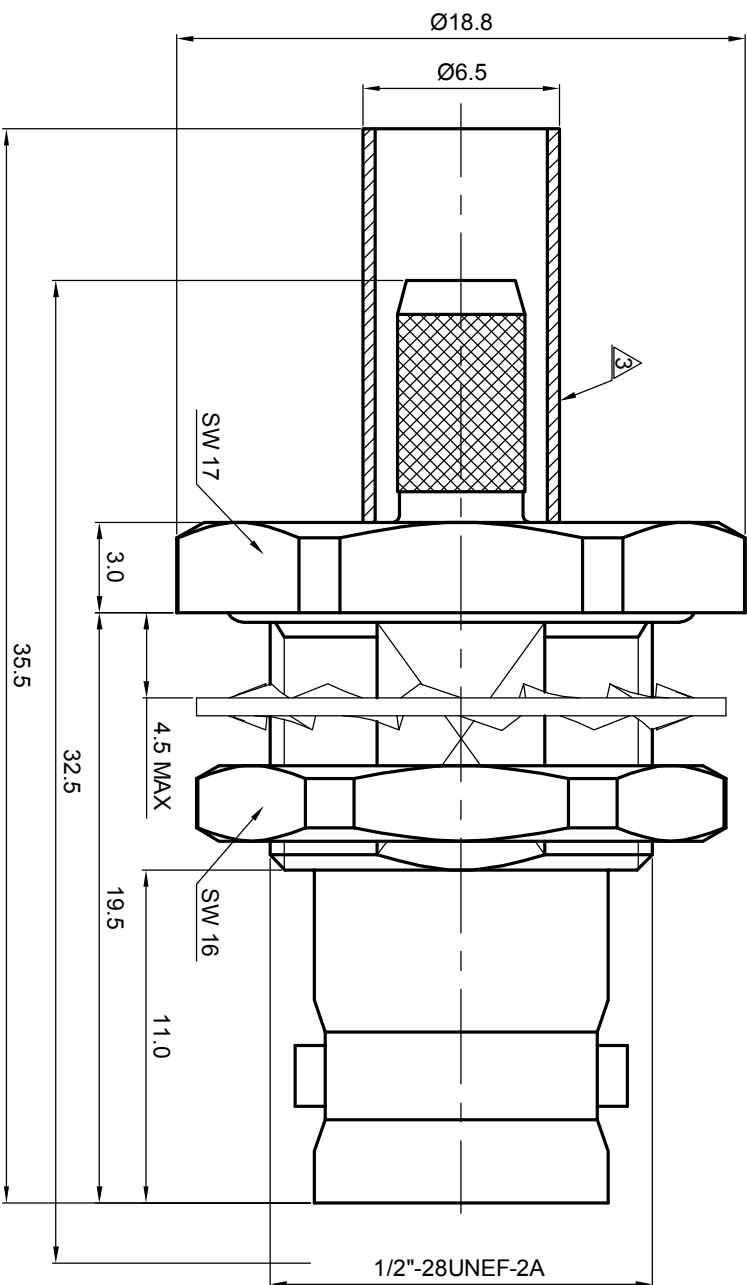
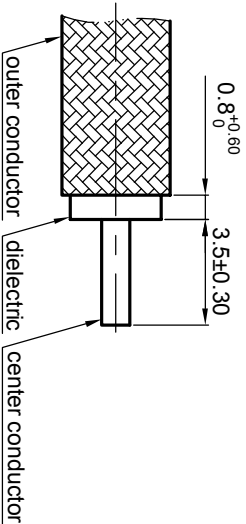
NOTES: (UNLESS OTHERWISE SPECIFIED)

1. Interface comply with IEC 169-8.
 2. Part must be packaged to avoid any damaged during transportation.
- A  After crimping dimension should be AF/SW 5.41.

Recommended
Mounting hole



Recommended cable stripping dims



1.6

MATERIAL
SEE BOM OF DETAILS

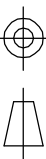
FINISH
SEE BOM OF DETAILS

Plating part to be touched by gloves
Dimension apply before plating
XXX - measuring point for plating

SURFACE

VOLUME

THIRD ANGLE PROJECTION



GENERAL ECCENTRICITY $\sqrt{0.06}$

NAME DATE

Billy Lei 1 Jul 08

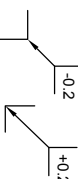
CHECKED BY

APPROVED BY

TOLERANCES

0place X ±1
1place X ±0.1
2place XX ±0.05
Angle ±5°

Remove burrs and sharp edges



NOTICE: Those drawings and specifications are the property of ZEETEQ CORPORATION and used only for the specify purpose authorised by ZEETEQ

TITLE

BNC, jack, cable

DWG NO.

5263.BNC.JSC.09.133

REV.

S1

SCALE

4:1

DO NOT SCALE DRAWING

SIZE
A4

SHEET
1 of 1

D

C

B

A

1

2

3

4

5

6

D

C

B

A