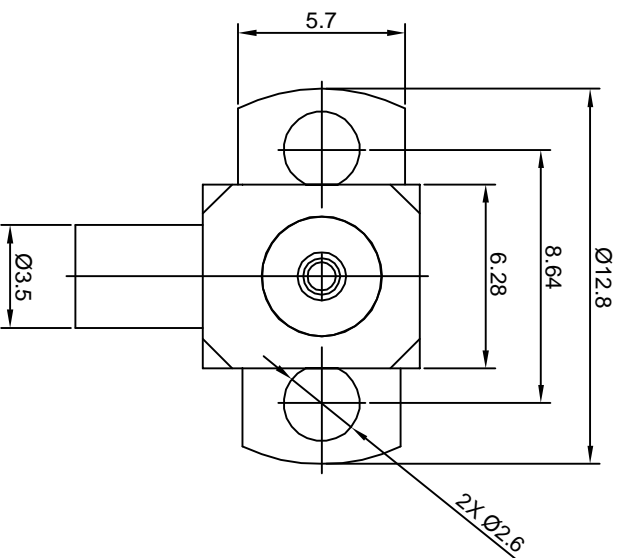
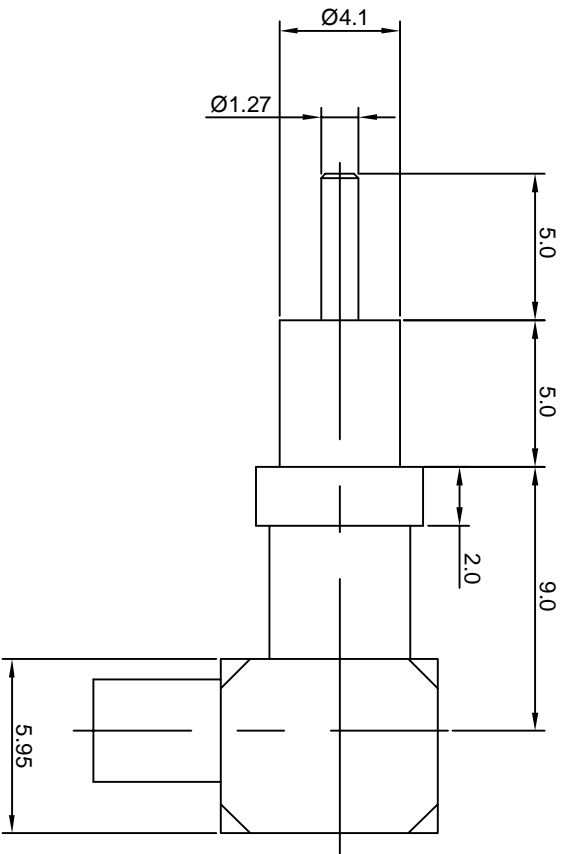
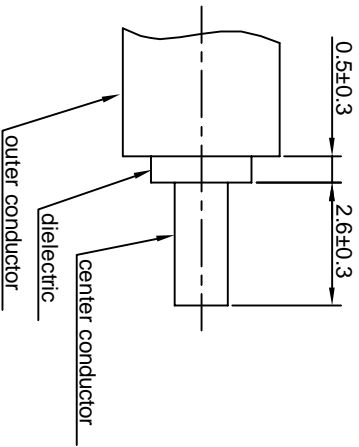


**NOTES: (UNLESS OTHERWISE SPECIFIED)**  
 1. PART MUST BE PACKAGED TO AVOID ANY DAMAGES DURING TRANSPORTATION.



recommended cable stripping dimensions



REV.	DESCRIPTION	APPROVED	DATE	ECN
A	Rel to production	Johnny	11 Sep07	

MATERIAL <b>SEE BOM FOR DETAILS</b>		TOLERANCES		THIRD ANGLE PROJECTION		TITLE	
FINISH <b>SEE BOM FOR DETAILS</b>		Opface X ±1 1place X ±0.1 2place .XX ±0.05 Angle ±5°				<b>Zeeteq</b>	
SEE BOM FOR DETAILS		Remove burrs and sharp edges		GENERAL ECCENTRICITY  0.06		Terminal, Right angle, Cable	
Plating part to be touched by gloves		-0.1		DRAWN BY Joy Zhou 01Aug07		DWG NO. 6013.TMN. ORC.02.111	
Dimension apply before plating		+0.1		CHECKED BY Colin Dai 01Aug07		REV. A	
XXX - measuring point for plating		NOTICE: Those drawings and specifications are the property of ZEETEQ CORPORATION and used only for the specify purpose authorised by ZEETEQ		APPROVED BY Johnny 01Aug07		SCALE 4:1	
SURFACE		VOLUME		DO NOT SCALE DRAWING		SIZE A4	
						SHEET 1 of 1	

