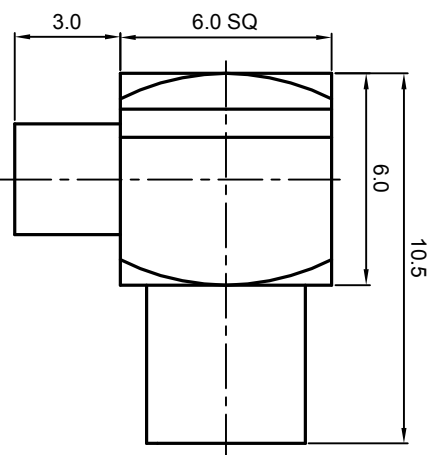
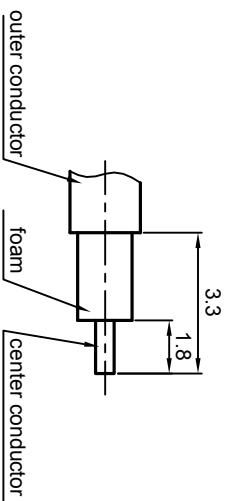



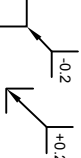
NOTES: (UNLESS OTHERWISE SPECIFIED)

1. The interface comply with IEC169-36

REV.	DESCRIPTION	APPROVED	DATE	ECN

RECOMMENDED CABLE STRIPPING DIMENSIONS



MATERIAL SEE BOM FOR DETAILS		TOLERANCES 1place X ±1 2place .XX ±0.1 Angle ±5°		THIRD ANGLE PROJECTION  GENERAL ECCENTRICITY <input checked="" type="checkbox"/> 0.06		TITLE Zeeteq	
FINISH SEE BOM FOR DETAILS		Remove burrs and sharp edges  ±0.2		DRAWN BY: Juy zhou DATE: 16NOV07		DWG NO. 5103.MCX.JRC.02.111	
Plating part to be touched by gloves Dimension apply before plating XXX - measuring point for plating		NOTICE: Those drawings and specifications are the property of ZEETEQ CORPORATION and used only for the specify purpose authorised by ZEETEQ		CHECKED BY:		SCALE 5:1 DO NOT SCALE DRAWING	
SURFACE		VOLUME		APPROVED BY:		SIZE A4	
REV.		DATE		ECN		SHEET 1 of 1	

