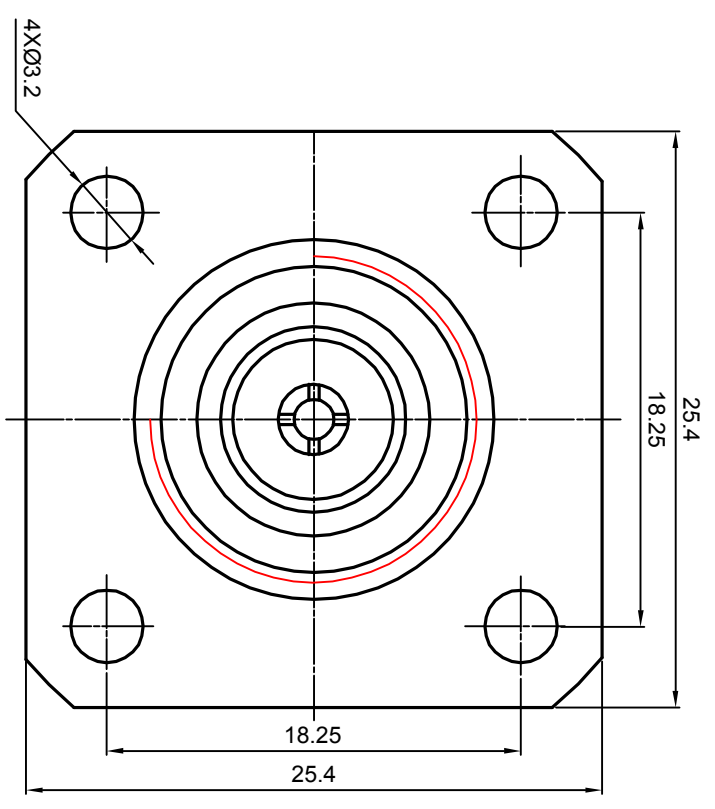
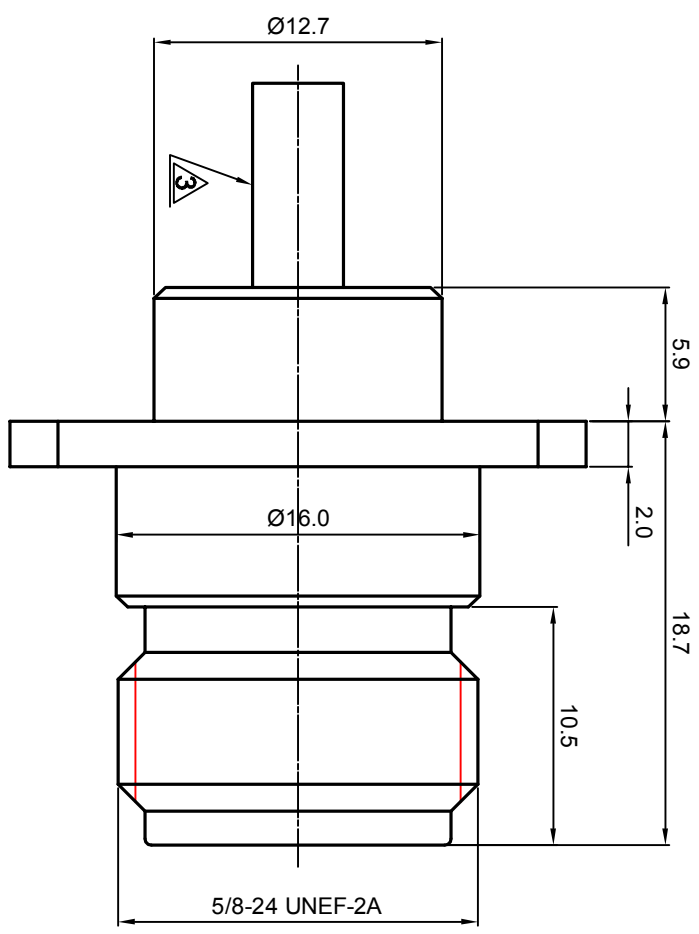
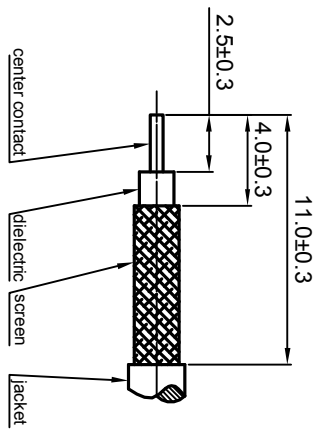


NOTES: (UNLESS OTHERWISE SPECIFIED)

- Interface comply with IEC 169-16.
 - Part must be packaged to avoid any damaged during transportation.
- After crimping dimension should be A/F/SW 3.25.



RECOMMENDED CABLE STRIPPING DIMENSIONS



REV.	DESCRIPTION	APPROVED	DATE	EON

MATERIAL		SEE BOM FOR DETAILS		TOLERANCES		THIRD ANGLE PROJECTION		TITLE	
FINISH		SEE BOM FOR DETAILS		Opface X ±1 1place X ±0.1 2place XX ±0.05 Angle ±5°				Zeeteq	
Plating part to be touched by gloves		Remove burrs and sharp edges		-0.2 +0.2		GENERAL ECCENTRICITY $\sqrt{0.06}$		N, JACK, CABLE MOUNT	
Dimension apply before plating				DRAWN BY		NAME		DATE	
XXX - measuring point for plating				Danny.D		17OCT07		DWG NO.	
SURFACE		VOLUME		CHECKED BY		APPROVED BY		5218.N.JSC.07.133	
SCALE 4:1		DO NOT SCALE DRAWING		SIZE A4		SHEET 1 of 1		REV. S1	

NOTICE: Those drawings and specifications are the property of ZEETEQ CORPORATION and used only for the specify purpose authorised by ZEETEQ

