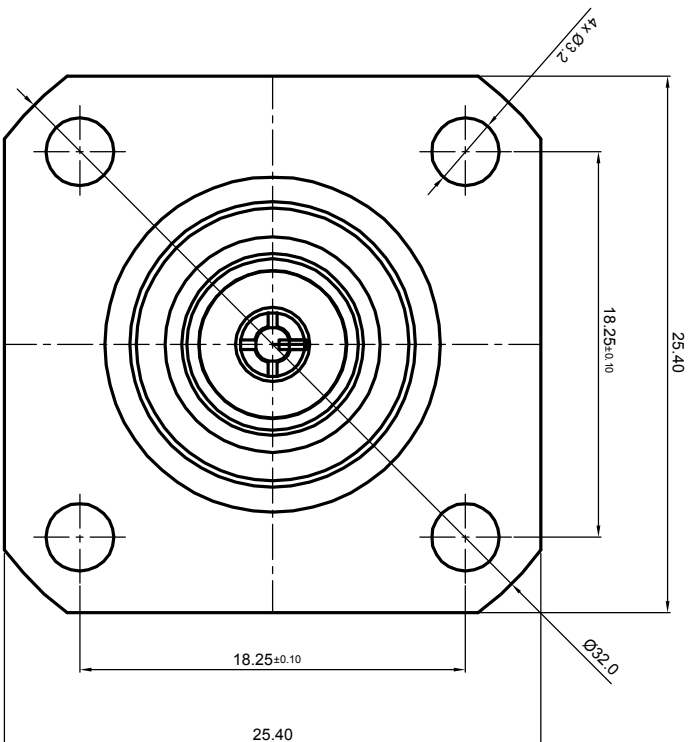
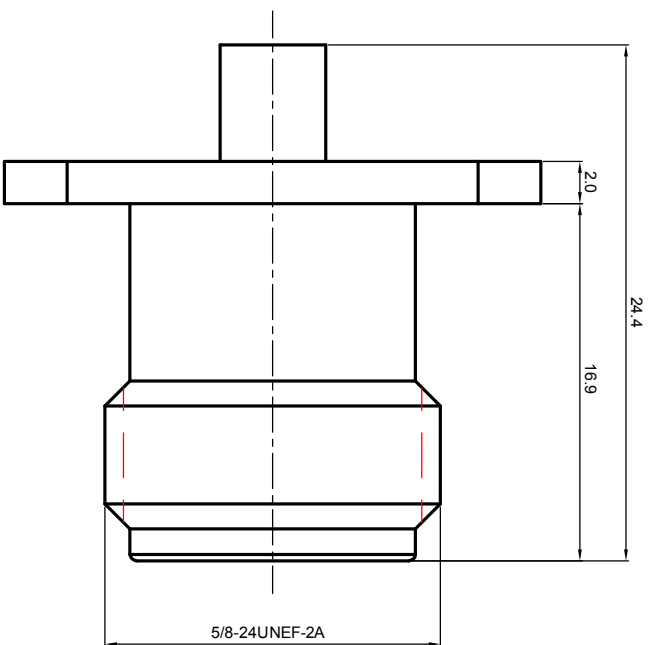
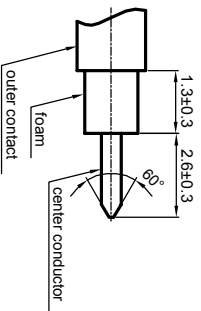


NOTES: (UNLESS OTHERWISE SPECIFIED)

1. Making according to IEC169-16.
2. Part must be packaged to avoid any damages during transportation.



recommended cable stripping dims



REV.	DESCRIPTION	APPROVED	DATE	ECN
A	Rel to production	Johnny	07 Jan08	

MATERIAL SEE BOM		TOLERANCES		THIRD ANGLE PROJECTION		TITLE	
FINISH SEE BOM		Optical X ±1 1place X ±0.1 2place .XX ±0.05 Angle ±5°		GENERAL ECCENTRICITY <input checked="" type="checkbox"/> 0.06		Zee-teq	
Plating part to be touched by gloves		Remove burrs and sharp edges		DRAWN BY Joy Zhou		N, JACK, CABLE	
Dimension apply before plating		-0.1 +0.1		CHECKED BY		DATE 04Jan08	
XXX - measuring point for plating				APPROVED BY		DWG NO. 5067.N.JSC.03.130	
SURFACE		NOTICE: Those drawings and specifications are the property of ZEE-TEQ CORPORATION and used only for the specify purpose authorised by ZEE-TEQ		SCALE 8:1		DO NOT SCALE DRAWING	
VOLUME				SIZE A4		SHEET 1 of 1	

